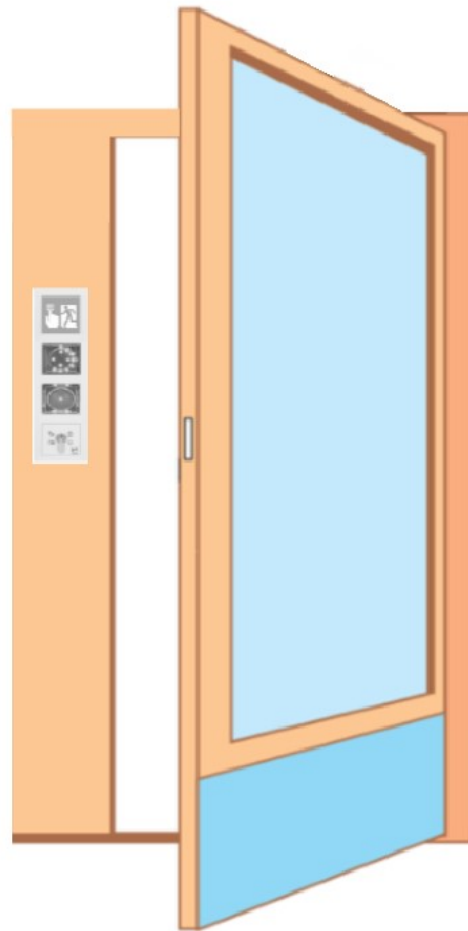


## Escape Door Systems Lock Packages

### 351U80 — Surface Mounted, T1 Delay



## Standard Single Door

### T1 Delay—Complies with BS EN 13637

<a href="#"><u>EDS351-T1-SGL-S-44</u></a>	
1386Z12B7--04S0	EDS - 1386 ERT SURFACE 12-24VDC WHITE—T1
351U80-SET44F91VA46	NEW ESCAPE LOCK W/LOCKING SNIB 24V C/W 44MM STRIKE
<a href="#"><u>EDS351-T1-SGL-S-54</u></a>	
1386Z12B7--04S0	EDS - 1386 ERT SURFACE 12-24VDC WHITE—T1
351U80-SET54F91VA46	NEW ESCAPE LOCK W/LOCKING SNIB 24V C/W 54MM STRIKE

#### **Technical SpecificaOon:**

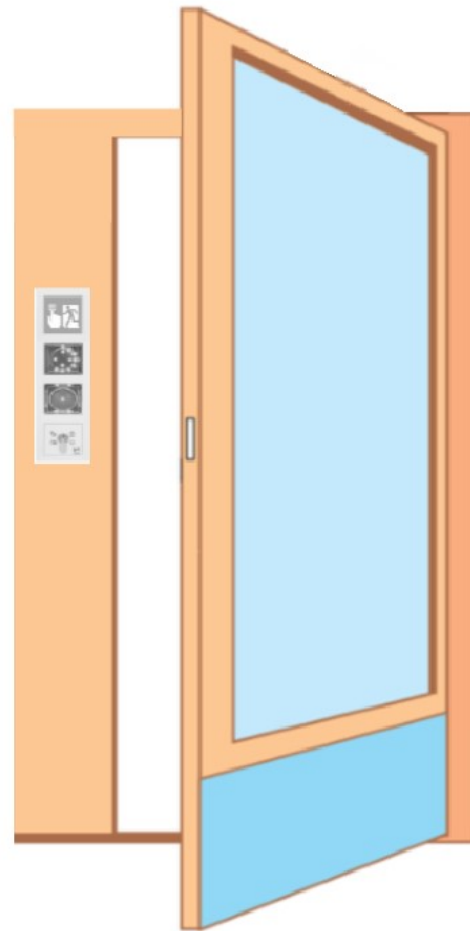
Voltage—24V  
 Voltage RaØng—24V DC +/- 2V  
 Break In Resistance—5000N  
 Monitoring Contact and Armature Contact Integrated  
 Fail Unlocked—Yes  
 Non Handed

#### **Standards:**

BS EN 13637 Electrically Controlled Exit Systems



**Escape Door Systems Lock Packages**  
**351U80 — Flush Mounted, T1 Delay**



**Standard Single Door**

**T1 Delay—Complies with BS EN 13637**

<a href="#"><u>EDS351-T1-SGL-F-44</u></a>	
1386Z12B3--04S0	EDS - 1386 ERT FLUSH12-24VDC WHITE—T1
351U80-SET44F91VA46	NEW ESCAPE LOCK W/LOCKING SNIB 24V C/W 44MM STRIKE
<a href="#"><u>EDS351-T1-SGL-F-54</u></a>	
1386Z12B3--04S0	EDS - 1386 ERT FLUSH12-24VDC WHITE—T1
351U80-SET54F91VA46	NEW ESCAPE LOCK W/LOCKING SNIB 24V C/W 54MM STRIKE

**Technical Specification:**

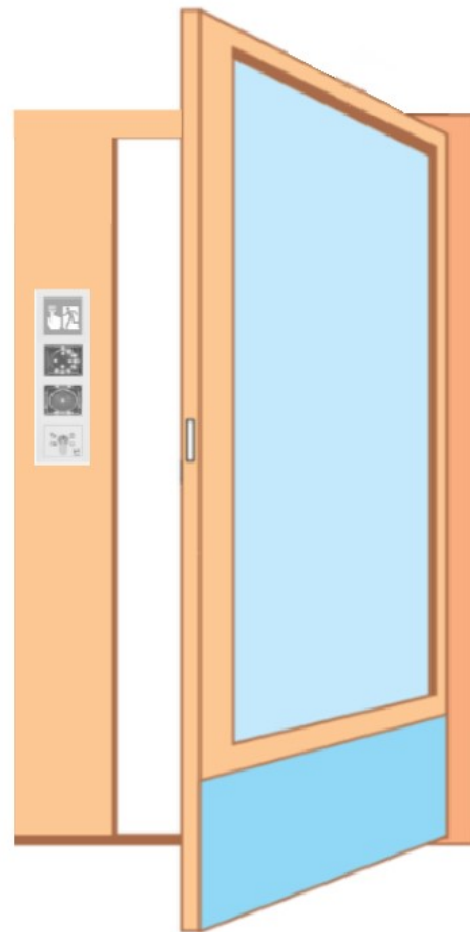

Voltage—24V  
Voltage Rating—24V DC +/- 2V  
Break In Resistance—5000N  
Monitoring Contact and Armature Contact Integrated  
Fail Unlocked—Yes  
Non Handed

**Standards:**

BS EN 13637 Electrically Controlled Exit Systems




**Escape Door Systems Lock Packages**  
**DC700F—Flush Mounted, T1 Delay**



**Standard Single Door**

**T1 Delay—Complies with BS EN 13637**

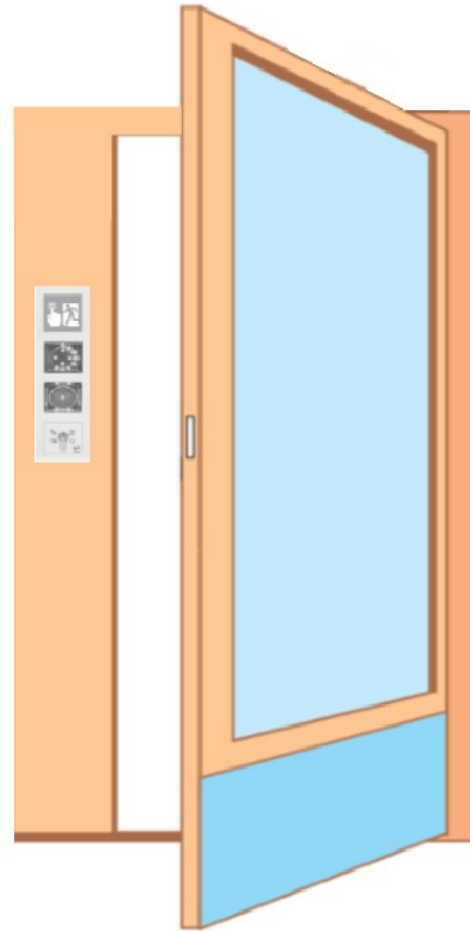

<b>EDSDC-T1-SGL-F-IN</b>	
1386Z12B3--04S0	EDS - 1386 ERT FLUSH12-24VDC WHITE—T1
DC700F001F1EV1-	DC700G-FT, DC AND 332 STRIKE IN HOUSING 24V DC, INWARD 
<b>EDSDC-T1-SGL-F-OUT</b>	
1386Z12B3--04S0	EDS - 1386 ERT FLUSH12-24VDC WHITE—T1
DC700F101F1EV1-	DC700G-FT, DC AND 332 STRIKE IN HOUSING 24V DC, OUTWARD

**Technical Specification:**  
 Voltage—12V DC / 24V DC  
 Voltage Rating— +/- 10%  
 Integrated 332 Strike and 807 Latch  
 Monitoring Contact Integrated in the 332 Strike  
 Closing Force—EN 3-6

**Standards:**  
 BS EN 13637 Electrically Controlled Exit Systems  
 Cer<sup>o</sup>ified in Compliance with EN 1154, size 3-6



**Escape Door Systems Lock Packages**  
**DC700F—Surface Mounted, T1 Delay**



**Standard Single Door**

**T1 Delay—Complies with BS EN 13637**

**EDSDC-T1-SGL-S-IN**

1386Z12B7--04S0

EDS - 1386 ERT SURFACE 12-24VDC WHITE—T1

DC700F001F1EV1-

DC700G-FT, DC AND 332 STRIKE IN HOUSING 24V DC, INWARD



**EDSDC-T1-SGL-S-OUT**

1386Z12B7--04S0

EDS - 1386 ERT SURFACE 12-24VDC WHITE—T1

DC700F101F1EV1-

DC700G-FT, DC AND 332 STRIKE IN HOUSING 24V DC, OUTWARD

**Technical Specification:**

Voltage—12V DC / 24V DC

Voltage Rating— +/- 10%

Integrated 332 Strike and 807 Latch

Monitoring Contact Integrated in the 332 Strike

Closing Force—EN 3-6

**Standards:**

BS EN 13637 Electrically Controlled Exit Systems

Certified in Compliance with EN 1154, size 3-6

