




Glass-door hardware



13 4220



 13 4220 041 (RH) | 13 4220 051 (LH)
 13 4220 042 (RH) | 13 4220 052 (LH)*
 13 4220 042 (RH) | 13 4220 052 (LH)*

Rectangular glass-door fitting with heavy-duty glass-door lock (DIN 18251-1, analogous to Class 4)

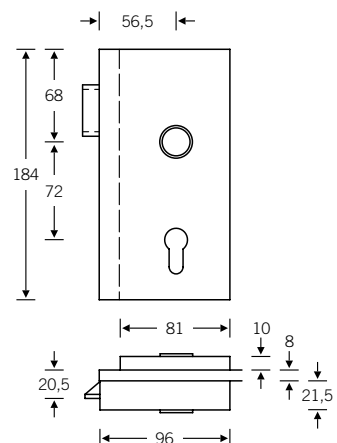
PC 72 mm, 8 mm self-tightening follower in steel with polyamide retaining ring

Latch bolt in a combination of plastic/pressure die casting, sound-damped

13 4220 041 (RH) | 13 4220 051 (LH)
PC keyway, bolt head as bright nickel-plated casting, handle shank in glass-fibre-reinforced polyamide, to suit FSB lever handles

13 4220 042 (RH) | 13 4220 052 (LH)
PC keyway with lifter assembly, bolt head as bright nickel-plated casting, prepared for fitting rose sets with FSB ASL® bearings and FSB heavy-duty hardware with AGL® bearings in a rose variant

shown here: DIN RH



fsb.de/134220

The lever handle shown has been randomly selected for illustrative purposes. The fitting can in fact be combined with almost any FSB lever-handle model.

Please advise on handing when ordering

* not in Bronze

